

LED Barn Light

CERTIFICATIONS



PRODUCT FEATURES



Construction

Die-Cast aluminum housing with prismatic polycarbonate lens

Applications

- Barn
- Farm
- Yard
- Garage
- Security light
- Perimeter lighting

Mounting

- Wall mount

Warranty

7-Year Limited Warranty
(Optional 10-Year Warranty available)

BENEFITS

- Great addition to poorly lit areas.
- Fixture can be mounted directly to a wall, pole, or to a new or existing mounting arm.
- With its built in photocell, this fixture turns on automatically when the environment gets dark and turns off by itself with the first glimpse of daylight.

SPECIFICATIONS

Available Wattage	55W
Available CCT	5000K
Efficacy Average	125 LM/W
Lumen Output	6,703 LM
Input Voltage	AC100-277V
Input Frequency	50/60HZ
CRI	>70
Power Factor	0.9
THD	>15%
Working Temp	-20F TO 122F (-30C TO 50C)
Lens	Striped
IP Rating	IP65
Dimming	No
Life Span (Hours)	>70,000

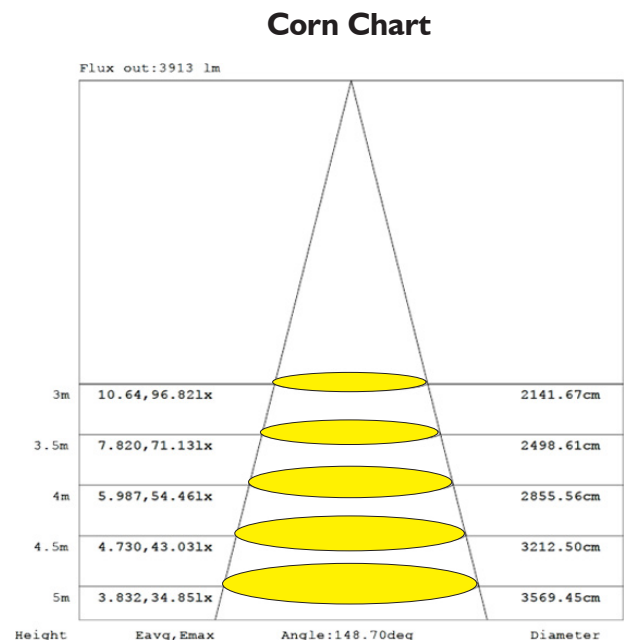
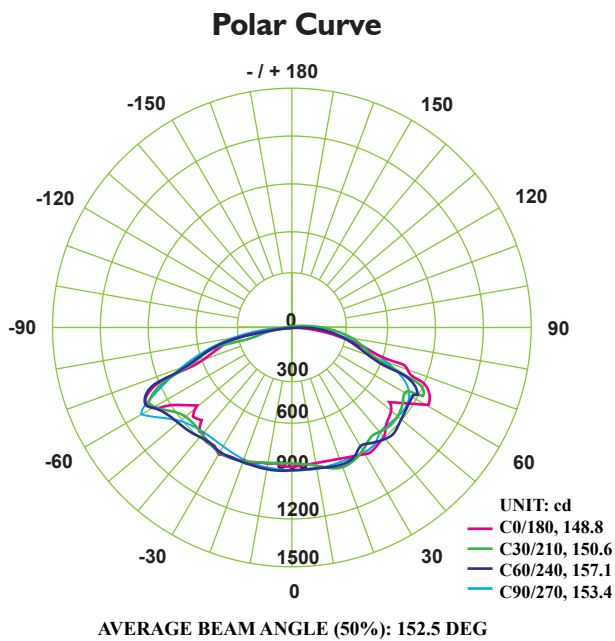


LED Barn Light

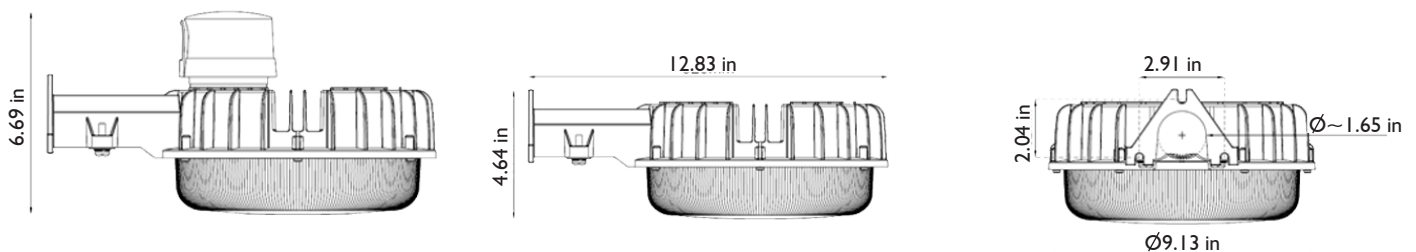
Order Coder	DLC Code	Watts	CCT	LM/Watt	Total LM	Voltage
05002	MES-DTD-55-AA 5000K	55W	5000K	125 LM/W	6,703 LM	100-277V

↑ When placing your order, please use **Order Code**.

PHOTOMETRIC DATA



DIMENSIONS



LED Barn Light

ACCESSORIES

Order Code	Description	Wattage	Voltage
05030	Curve Metal Pipe for Barn Light Only	-	-
08360	Step Down Transformer	-	480V to 100-277V

CONTROLS

Order Code	Description	Height	Voltage	Color	Version	Function
05714	Twist Lock Photocell for Shoebox & Multi-Purpose Flood	-	100-277V	Blue	Standard	Simple On/Off
05715	Twist Lock Photocell for Shoebox & Multi-Purpose Flood	-	480V	Yellow	Standard	Simple On/Off

